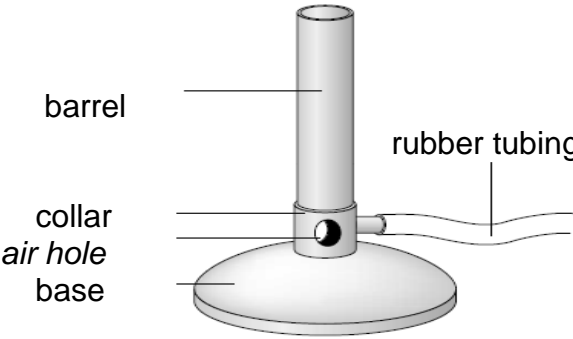





Assessment Schedule 9A 2009

/ means OR eg. green / blue – answer needs green OR blue
 () means additional, not really required eg. Gauze (mat) – gauze would be sufficient
 : means AND eg. red : hot - answer needs red and hot.

Question	Evidence	Marks
1(a)	 <p style="text-align: center;">barrel collar air hole base</p> <p style="text-align: center;">rubber tubing/gas pipe</p>	3 – 4 = 1 mark
(b)	Closed	1 mark
(c)	Hotter	1 mark
(d)	B → D → C → A	1 mark
2	<p><u>Labels:</u></p> <p>Beaker</p> <p style="text-align: right;">Filter paper Solid Filter funnel</p> <p style="text-align: right;">Filtrate</p>	<p>3 labels = 1 mark</p> <p>4 - 5 = 2 marks</p>
3	<div style="display: flex; justify-content: space-around; align-items: center;"> <div style="text-align: center;">  <p>Chemical attack skin</p> </div> <div style="text-align: center;">  <p>Chemical is poisonous</p> </div> <div style="text-align: center;">  <p>Chemical will catch fire easily</p> </div> </div>	<p>2 - 3 correct = 1 mark</p>

4	<table border="0" style="width: 100%;"> <thead> <tr> <th style="text-align: left; width: 30%;">Name</th> <th style="text-align: left;">What it is used for</th> </tr> </thead> <tbody> <tr> <td>Test tube</td> <td>- storing or mixing solids and liquids / heating liquids</td> </tr> <tr> <td>Conical flask</td> <td>- holding and mixing liquids/ heating liquids</td> </tr> <tr> <td>Measuring cylinder</td> <td>- measuring volumes of liquid</td> </tr> </tbody> </table>	Name	What it is used for	Test tube	- storing or mixing solids and liquids / heating liquids	Conical flask	- holding and mixing liquids/ heating liquids	Measuring cylinder	- measuring volumes of liquid	<p>2 or 3 named = 1 mark</p> <p>Use of = 1 mark each</p>
Name	What it is used for									
Test tube	- storing or mixing solids and liquids / heating liquids									
Conical flask	- holding and mixing liquids/ heating liquids									
Measuring cylinder	- measuring volumes of liquid									
5	<p>Circle: eyes ; sandwich ; small beaker ; small flame; no heat mat</p> <p>Explanations: No safety goggles so no eye protection</p> <p style="padding-left: 40px;">Different size beakers so different volumes</p> <p style="padding-left: 40px;">Different flame sizes so different heating of beakers</p> <p style="padding-left: 40px;">Food on bench could be in contact with chemicals</p>	<p>All 4 circles = 1 mark</p> <p>3 or 4 explanations = 3 marks</p> <p>3 to 4 statements but no explanation = 2 marks</p> <p>2 statements but no explanation = 1 mark</p>								
6	<p>Title: Number of plants in Lawn</p> <p>Axes: <u>Vertical</u> - Number of plants <u>Horizontal</u> – Plant type.</p> <p style="padding-left: 40px;">“ “ Evenly spaced numbers “ “ Names of plants</p> <p style="padding-left: 40px;">Using most of graph paper</p> <p>Plotting: Bars marked correctly</p>	<p>6/6 = 4 marks</p> <p>4/6 = 3 marks</p> <p>3/6 = 2 marks</p> <p>2/6 = 1 mark</p>								
7	Arrows pointing to consumers (5 arrows)	1 mark								

